

Mr. Lee's Virtual Class

THE PARENT GUIDE



MULTICULTURAL EDUCATION: A LEGACY TO LEAVE BEHIND.

By: Bekim Bruka, Paige Kim, & Justin Diaz

Design: Genesis Capellan

Hello parents! We are overjoyed for you taking the initiative to spend time with your child in learning about how diverse the world is. We are all different and unique in terms of how we identify ourselves; whether it's our race, ethnicity, gender, sexual orientation, cultural or religious background, a disability, and/or a certain passion or hobby we take part in.

The purpose of this guide is to help children recognize that no person should be recognized based on one characteristic or attribute. Each person is made up of multiple attributes and allowing children to recognize this at a younger age will benefit how they perceive the world around them and how they interact with people who come from a different background than themselves.

TABLE OF CONTENTS

**THE MISSION.
THE GUIDE.**

**MR. LEE'S VIRTUAL CLASS:
INTERACTION AND
ACTIVITY GUIDE**


THE MISSION. THE GUIDE.

A book is more than just a story. It is filled with questions, answers, and the opportunity to view a different perspective.

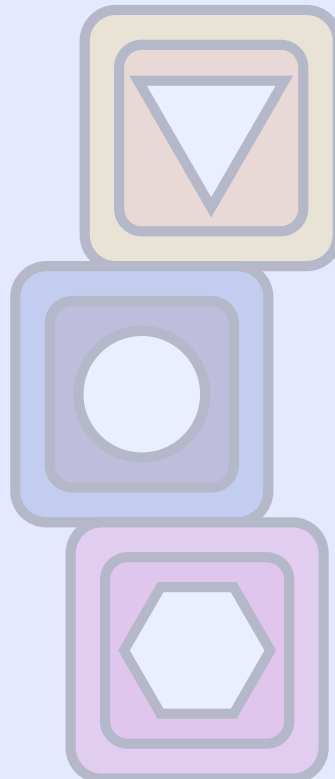
"Mr. Lee's Virtual Class" is a reflection of the time this book was written. In 2020, as a response to the pandemic and the racial division in this country. As there are many students taking part in a virtual class, we have crafted a story that makes light of the current poignant situation.

This book is designed for children to reflect not only on the stories of others but on themselves as well. "Mr. Lee's Virtual Class" teaches children to understand their own culture and what makes each of us uniquely beautiful.

Children, like adults, have been put in an unprecedented manner, having to adapt to an online learning environment at such a young age. This parent guide is full of optional activities, discussion points, and questions for both the child and the reader. Designed to give you the maximum experience when reading "Mr. Lee's Virtual Class".



MR. LEE'S VIRTUAL CLASS:
INTERACTION AND ACTIVITY
GUIDE



Here you will find suggested topic conversations that correspond to certain pages of the book.

These questions and activities are fun ways to engage with children and spark discussions about their personal lives, what they think, and how they feel.



“Everyone has a different lifestyle. We can even see this by looking at everyone’s room! Ling has a pink room, Nadia has a green room, and Marcus has a yellow room! They are different colors, yes, but the rooms are still rooms!”

Question you can ask during reading:

What does your room look like?

Activity: Take a piece of paper and draw your room and what it looks like. Take this time to discuss any favorite items, colors, or stories that might come up when discussing.




“Of course, Ling!” replied Mr. Lee “But first, I need to give you all an assignment. I will allow you fifteen minutes to draw a picture that shows a tradition you do with your family. Can you do it?”

Question: What is one family tradition that you like the most?


Activity: Draw something that you like the most from your family tradition. It could be food, a costume, a mask, a flower, a tree, and so on. Tell us why you like it.

Discussion: Family traditions bring people together, often from different backgrounds, countries, and ethnic groups. Traditions are essential for many families world wide. It is said that "Knowledge cures discrimination". Do not forget to keep books in your children's library that talk about other traditions, and other cultures. As children are introduced to different cultures, implicit bias decreases.



Ling then said “On this day, we get together to sweep the tombs and remember our ancestors. Also, we enjoy the first colors of the Spring. I stuck a white flower at my great-grandmother’s grave. My mommy says we do this to honor her.”

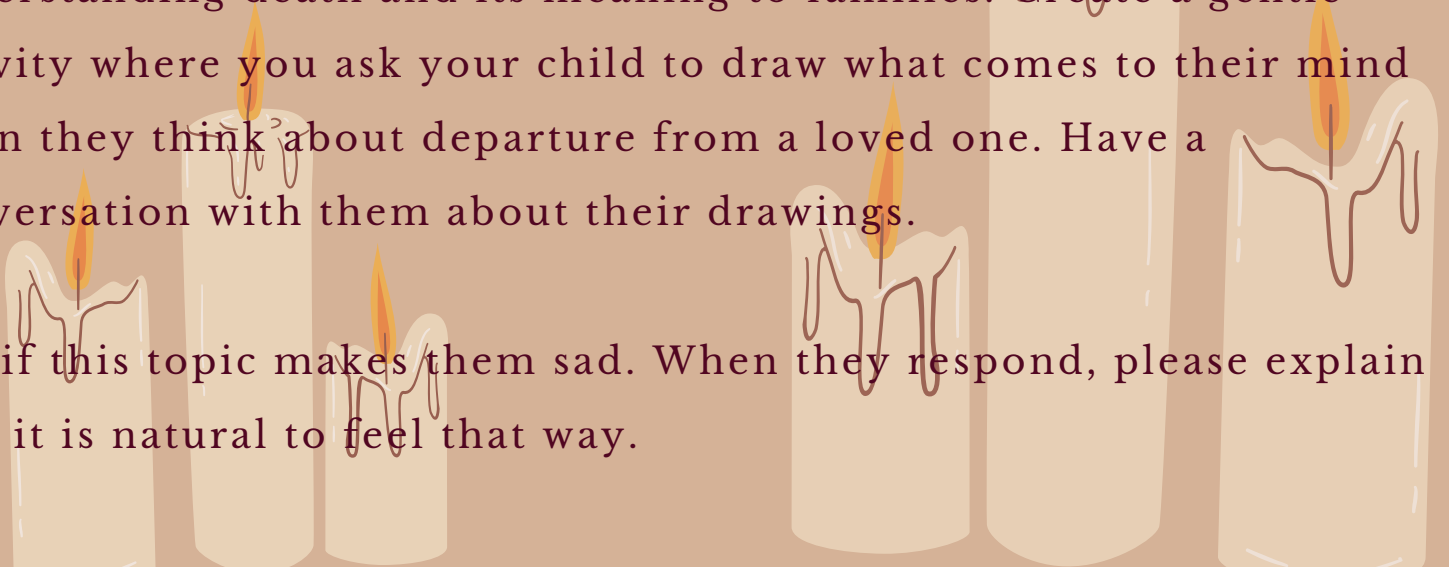
Question: What is an ancestor?



Understanding cultures and honoring those who have passed away.

Ling honored her great grandmother by visiting her tomb and leaving a white flower. Children often have a difficult time understanding death and its meaning to families. Create a gentle activity where you ask your child to draw what comes to their mind when they think about departure from a loved one. Have a conversation with them about their drawings.

Ask if this topic makes them sad. When they respond, please explain why it is natural to feel that way.



Page 14

“In Albania, we celebrate the beginning of Spring by decorating our balconies with flowers! We also cook very sweet cookies that we call ‘Ballokume.’”

Question: What is your favorite traditional cooking?

Activity: It is amazing to experience other types of traditional meals. For your next snack, let's create Ballokume! Here is the recipe!



Ingredients: 375g butter, 750g sugar, 6 eggs, and 750g cornflour

- Melt butter over low heat
- while the butter is warm, add the sugar to the butter and stir for 90 minutes until pale and doubled in volume.
- add the eggs one by one, blending each one in after each addition.
- Stir in the finj, or optionally milk, in the same amount.
- Stir in the finj, or optionally milk, in the same amount.
- Scoop the cookies with a spoon and drop them onto a greased or a baking paper-lined baking tray.
- Bake in a 180°C oven for 20 minutes.





ANOTHER ACTIVITY: WITH A PLASTICINE PACKAGE, USE DIFFERENT COLORS TO SHAPE YOUR FAVORITE TRADITIONAL COOKING. IF YOU CANNOT PURCHASE OR HAVE AN ALLERGY TO PLASTICINE, USE A PIECE OF PAPER, AND PAINT YOUR FAVORITE FOOD.





“I drew the New Year of the Tree, in Israel, we call this the Tu b’Shevat. On this day, me, my mom and my dad plant a tree to protect the environment.”

Question: How do you celebrate the beginning of a New Year in the country you come from? What are the foods you prepare that night?

Activity: Take some wet cotton balls and put them in an empty jar. Next, take a dry bean and put it between the cotton balls and jar’s glass so you could see it. Put the jar in a window where it is exposed to sunlight. Water the bean once weekly and observe its progress for 2 weeks.

“This is Sham El-Nessim, a holiday we celebrate in Egypt to welcome spring! On this day, people often go to parks to watch and admire nature. We also dance together and have a fun time!!”

Question: Describe a traditional dance from your country. Do you know how to perform it?





Page 20

“My mommy taught me that dinner is held to honor our family members who have passed away. In Spanish, we call this ‘Dia de Los Muertos’”.

Activity: Write about a story or a fairytale that your grandparents or family members used to tell you. Tell us how you felt when you heard the story!





Page 21

“Yes! My parents are from Australia! Every year we fly out to Australia and celebrate the Tjungu Festival! My family throws a big party and we paint our bodies and wear cool clothes!!”

Activity: On a piece of paper, draw yourself and what colors you would use to paint your face and body at the Tjungu Festival! Also, what clothes would you wear?



Question: Does your family own any traditional clothings? What do you like to wear?



Page 25

“Alisha says that in her home country India, her family also have a festival where people come together. It’s called Diwali, and they light lots of candles and place them all over the town! Alisha says they do this to celebrate health and happiness.” explained Ms. Jenna.

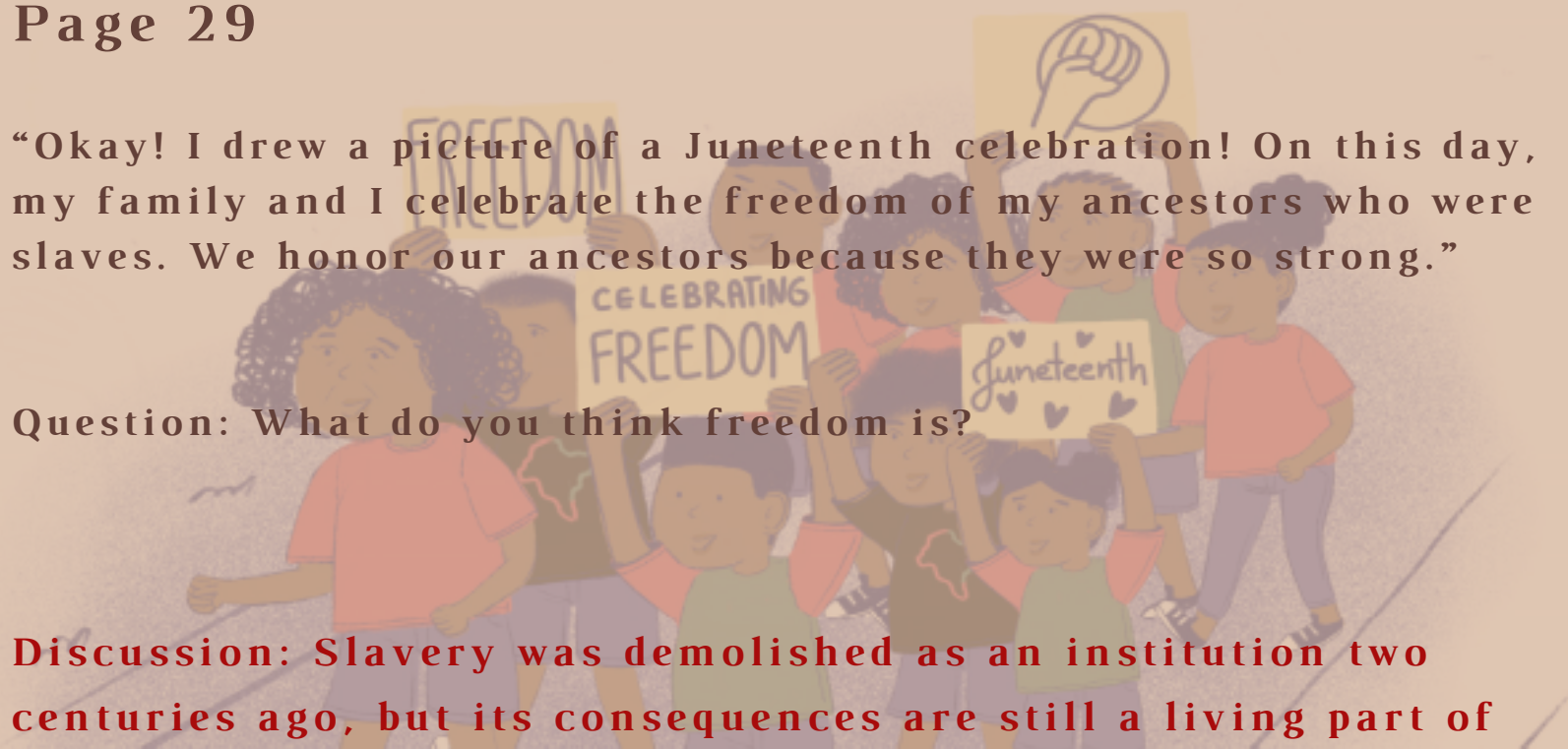
Discussion: Social activities are very important experiences for children. By encouraging your child to be more interactive with his or her classmates, he/she will find it easier to accept differences positively, and at the same time learn more about one another. Engage your child in activities that require cooperation with other classmates. Make sure to ask how your child is feeling when they participate in these activities, asking questions will encourage children to be more open and accepting to others. Having consistent positive and interactive conversations will help children feel accepted by the community.

Page 27

“Daddy took me to Italy one time and we celebrated Carnevale!! It is a carnival where everyone decorates their very own masks and celebrates being together!! Do you like my mask Mr.Lee?”

Question: What mask would you wear at a Carnevale celebration and why?

Activity: Gather a pair of scissors, a piece of paper, and colored pencils. Draw a mask you would like to wear for Carnevale. Which colors were perfect for you? Why?



“Okay! I drew a picture of a Juneteenth celebration! On this day, my family and I celebrate the freedom of my ancestors who were slaves. We honor our ancestors because they were so strong.”

Question: What do you think freedom is?

Discussion: Slavery was demolished as an institution two centuries ago, but its consequences are still a living part of our society. Racial discrimination is still existent in many public or private institutions within the U.S. Children are often curious to know why they are different from others and vice versa. Use this opportunity to explain that people differ in skin color, language, culture. Express how beautiful the world is with so many different kinds of people. Allow time for your child to express their feelings, as you work to prevent bias. Remember, implicit bias stems from the observations of direct and indirect actions towards another person. It is crucial for the parent and the educator to prevent bias at an early age. Always clarify your actions and make sure to engage in daily conversations.

Activity:

Explain that slaves were obligated to do difficult jobs and didn't get paid for their hard labor.

Help your child realize celebration of freedom is one way to remember the sacrifice and courageous lives of African American Slaves.

“Thank you so much for sharing everyone. I will now share my screen, but before I do, I want everyone to listen. Today you all learned that people come from different places and celebrate different things. Isn’t that cool!?”

Question: Tell us what you learned about the cultures in this book. Which festival did you like the most? What foods do you like to try? What clothes do you like to wear?

Activity: Let's create a picture book that tells a story of your family and culture. Then, create second picture book that tells a story of your friend or neighbor. **Do you notice any differences?**





*Thank you for reading
this activities guide!*

WE BELIEVE THIS BOOK WILL GET CHILDREN, EVEN ADULTS,
INTERESTED IN ALL THE FASCINATING FESTIVALS THAT ARE A
PART OF THE WORLD WE SHARE. WITH ALL THE DIFFERENT
CHARACTERS AND THEIR DISTINCT CHARACTERISTICS, DREAMS,
CULTURE, AND STORIES,

WE HOPE THIS BOOK WILL CONSTRUCT A MEANINGFUL BRIDGE
BETWEEN YOU AND YOUR CHILD. THE TIME SPENT WITH
CHILDREN IS PRECIOUS, SO MAKE SURE TO TAKE ADVANTAGE OF
THIS IMPORTANT AND VALUABLE MOMENT IN LIFE. THIS WINDOW
OF OPPORTUNITY IS ESSENTIAL TO THE GROWTH OF YOUR
CHILD, YOURSELF, AND THE COMMUNITY. AND AS WE WORK TO
DIMINISH IMPLICIT BIAS AMONG CHILDREN: TOGETHER, WE WILL
LEAVE A LEGACY BEHIND.